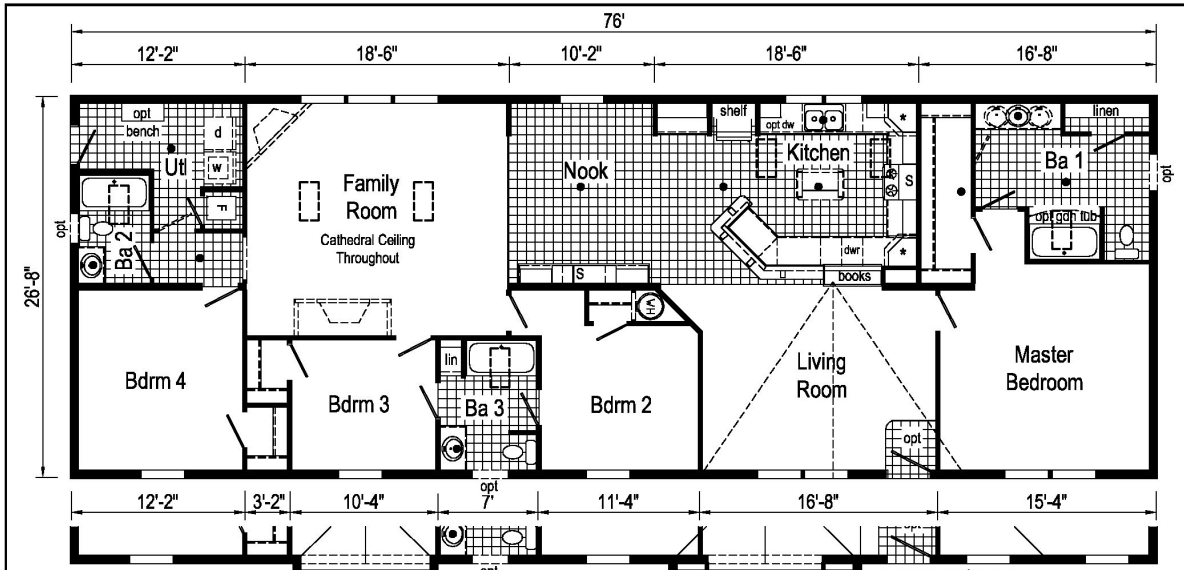


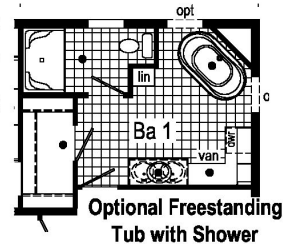
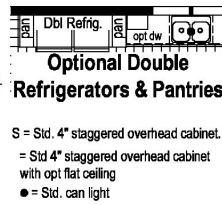
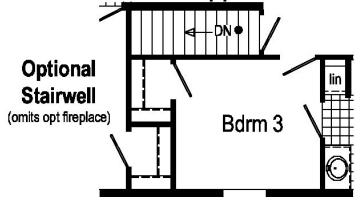
# PRINTABLE INFO SHEET

Series: Astro Creations Ranch  
 Model: 3A2039-P



**Curb Side Exterior Options**

3A2039-P 2876 Approx. 2027 Sq. Ft.



Builder: Commodore Homes of Pennsylvania	Callout: 2876	Revisions:	Scale: 1/8" = 1'-0"	Date: 7/12/18	Client: -
Title: Literature		Date: -	Drawn By: OY	Reference: 3A232-A	Model/Eng. No.: 3A2039-P
					Pg.: LIT

## About This Model

Style: Ranch / Bedrooms: 4 / Bathrooms: 3 / Square Feet: 2027

## CUSTOMER CONTACT

Notes: \_\_\_\_\_

\_\_\_\_\_

\_\_\_\_\_

\_\_\_\_\_

# PRINTABLE INFO SHEET

**Series: Astro Creations Ranch**  
**Model: 3A2039-P**



## Standards & Features

### Interior

- Flat Ceiling Throughout
- Stipple Ceiling
- 8' Sidewall Height
- Shaw Take Away Carpet
- Rebond Carpet Pad
- Tackstrip Carpet Installation
- Shaw Vinyl Floor
- Vinyl Wall Coverings on Gypsum
- LED Flush Mount Lighting
- Pre-Hung White 2-Panel Interior Doors with 2 Mortised Hinges
- 30" Interior Passage Doors
- Metal Interior Passage Sets
- Floor Mount Door Stops
- Smoke Detectors with Battery Back-Up
- Wire Shelving in Closets
- Designer-Coordinated Window Treatments

### Kitchen

- KCMA Certified Cabinetry
- Mission Cabinet Doors
- Concealed Cabinet Hinges
- Brushed Nickel Cabinet Hardware
- 30" Staggered Overhead Cabinets
- Cabinet Crown Moulding
- Lined Base & Overhead Cabinets
- Soft Close Undermount Drawer Guides
- Base and Center Shelves in Cabinets
- Laminate Countertops

### Kitchen (continued)

- 4" Laminate Backsplash
- Stainless Steel Sink - 33x22x8
- Hi-Rise Empire Brushed Nickel Kitchen Faucet

### Appliances

- 18 Cubic Foot, Black No-Frost Refrigerator
- 30" Black Deluxe Gas Range
- Power Range Hood with Light

### Baths

- 60" Tub/Shower - 2 Piece
- 1.6 Gallon Per Flush Elongated Toilets
- Laminate Countertops
- 4" Laminate Backsplash
- Lighted Vent Fan in Each Bath
- Mission Cabinet Doors
- Concealed Cabinet Hinges
- Brushed Nickel Cabinet Hardware
- Base Shelf in Vanities
- 36" High Vanities
- Empire Brushed Nickel Faucets

### Bedrooms

- Switched Receptacles
- Egress Window Each Bedroom
- Wire Shelving in Wardrobes
- Recessed 6" LED Light in All Walk-In Closets & Pantry

### Utilities

- Plumbed & Wired for Washer with Quarter Turn Valve
- Vented and Wired for Dryer

## CUSTOMER CONTACT

Notes:

---

---

---

---

# PRINTABLE INFO SHEET

**Series: Astro Creations Ranch**  
**Model: 3A2039-P**



## Standards & Features (continued)

### Utilities (continued)

- 100 AMP Electrical Service
- Copper Wiring Throughout
- 30 Gallon Electric Water Heater with Pan
- Gas Furnace w/ Grilled Door
- Air Exchange System for Furnace
- Aluminum Heat Ducts
- In-Floor Cross-Over Heating System on Sectionals
- Air Conditioner Thermostat w/ 5-Wires
- Main Water Line Shut-Off Valve

### Exterior

- Gatsby Light at Front Door
- Seeded Glass Light at Rear Door
- GFI-Protected Exterior Receptacle
- Vinyl Dutch Lap Siding
- Sheathing Board Under Siding
- Shingle Roof with
  - 4" Eaves on Single Section Homes
  - 10" Eaves on Ranch Homes
- Ridgevent Roof Ventilation System
- 6-Panel Fiberglass Front Door 38x80
- 6-Panel Fiberglass Rear Door 34x80
- 12" Raised Panel Shutters on Front Door Side

### Construction

- Transverse Floor System
- 2x6 - 14' & 28' Wide
- 2x8 - 16' & 32' Wide
- 2x6 Exterior Walls on 16" Centers\*\*
- 20# Roof Load
- 3/4" OSB T and G Floor Decking

### Construction (continued)

- Recessed Frame Design

### Energy Efficient Standards

- Vinyl Insulated Low-E Windows
- R-22 Fiberglass in Floor
- R-19 Fiberglass in Walls
- R-25 Avg. Blown in Ceiling-Single
- R-28 Avg. Blown in Ceiling- Multi

**\*\*NOTE: Spacing for Framing Members may vary due to Design**

## CUSTOMER CONTACT

Notes:

---



---



---



---