

PRINTABLE INFO SHEET

Series: Astro Creations Ranch

Model: 3A2088-P



About This Model

Style: Ranch / Bedrooms: 4 / Bathrooms: 2 / Square Feet: 2864

CUSTOMER CONTACT

Notes:

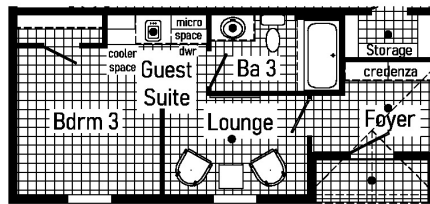
PRINTABLE INFO SHEET

Series: Astro Creations Ranch

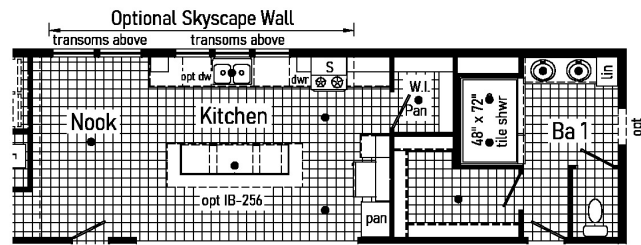
Model: 3A2088-P



Floorplan

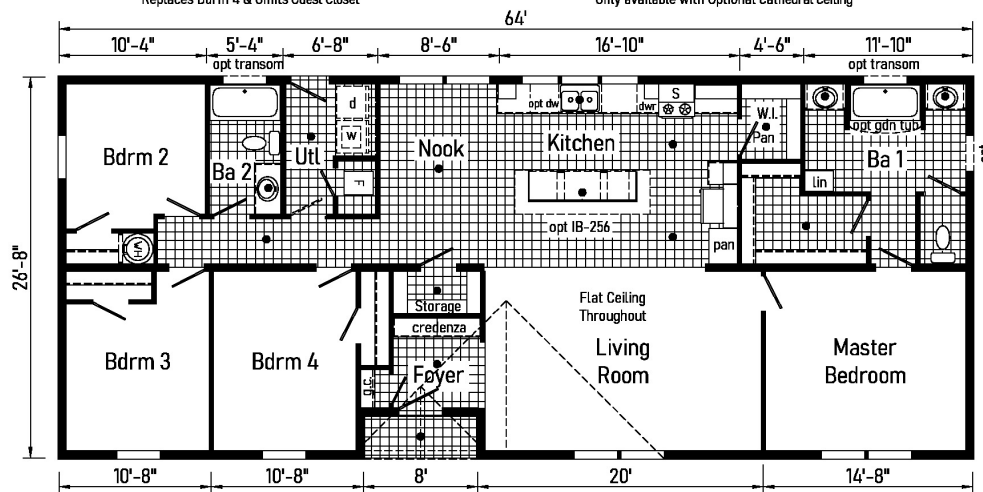


Optional Guest Suite & Bath 3
Replaces Bdrm 4 & Omits Guest Closet

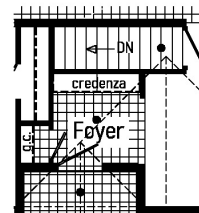


Optional Skyscape Wall
Only available with Optional Cathedral Ceiling

**Optional
4'x6' Walk-In
Tile Shower**



● = Std. can light
S = Std. 4" staggered overhead cabinets



**Optional
Stairwell**
Omits Storage Closet

CUSTOMER CONTACT

Notes:

PRINTABLE INFO SHEET

Series: Astro Creations Ranch
Model: 3A2088-P



Standards & Features

Interior

Flat Ceiling Throughout
Stipple Ceiling
8' Sidewall Height
Shaw Take Away Carpet
Rebond Carpet Pad
Tackstrip Carpet Installation
Shaw Vinyl Floor
Vinyl Wall Coverings on Gypsum
LED Flush Mount Lighting
Pre-Hung White 2-Panel Interior
Doors with 2 Mortised Hinges
30" Interior Passage Doors
Metal Interior Passage Sets
Floor Mount Door Stops
Smoke Detectors with Battery
Back-Up
Wire Shelving in Closets
Designer-Coordinated Window
Treatments

Kitchen

KCMA Certified Cabinetry
Mission Cabinet Doors
Concealed Cabinet Hinges
Brushed Nickel Cabinet Hardware
30" Staggered Overhead Cabinets
Cabinet Crown Moulding
Lined Base & Overhead Cabinets
Soft Close Undermount Drawer Guides
Base and Center Shelves in Cabinets
Laminate Countertops

Kitchen (continued)

4" Laminate Backsplash
Stainless Steel Sink - 33x22x8
Hi-Rise Empire Brushed Nickel
Kitchen Faucet

Appliances

18 Cubic Foot, Black No-Frost Refrigerator
30" Black Deluxe Gas Range
Power Range Hood with Light

Baths

60" Tub/Shower - 2 Piece
1.6 Gallon Per Flush Elongated Toilets
Laminate Countertops
4" Laminate Backsplash
Lighted Vent Fan in Each Bath
Mission Cabinet Doors
Concealed Cabinet Hinges
Brushed Nickel Cabinet Hardware
Base Shelf in Vanities
36" High Vanities
Empire Brushed Nickel Faucets

Bedrooms

Switched Receptacles
Egress Window Each Bedroom
Wire Shelving in Wardrobes
Recessed 6" LED Light
in All Walk-In Closets & Pantry

Utilities

Plumbed & Wired for Washer
with Quarter Turn Valve
Vented and Wired for Dryer

CUSTOMER CONTACT

Notes:

PRINTABLE INFO SHEET

Series: Astro Creations Ranch
Model: 3A2088-P



Standards & Features (continued)

Utilities (continued)

100 AMP Electrical Service
Copper Wiring Throughout
30 Gallon Electric Water Heater with Pan
Gas Furnace w/ Grilled Door
Air Exchange System for Furnace
Aluminum Heat Ducts
In-Floor Cross-Over Heating System on Sectionals
Air Conditioner Thermostat w/ 5-Wires
Main Water Line Shut-Off Valve

Exterior

Gatsby Light at Front Door
Seeded Glass Light at Rear Door
GFI-Protected Exterior Receptacle
Vinyl Dutch Lap Siding
Sheathing Board Under Siding
Shingle Roof with
4" Eaves on Single Section Homes
10" Eaves on Ranch Homes
Ridgevent Roof Ventilation System
6-Panel Fiberglass Front Door 38x80
6-Panel Fiberglass Rear Door 34x80
12" Raised Panel Shutters on
Front Door Side

Construction

Transverse Floor System
2x6 - 14' & 28' Wide
2x8 - 16' & 32' Wide
2x6 Exterior Walls on 16" Centers**
20# Roof Load
3/4" OSB T and G Floor Decking

Construction (continued)

Recessed Frame Design

Energy Efficient Standards

Vinyl Insulated Low-E Windows
R-22 Fiberglass in Floor
R-19 Fiberglass in Walls
R-25 Avg. Blown in Ceiling-Single
R-28 Avg. Blown in Ceiling- Multi

****NOTE: Spacing for Framing Members may vary due to Design**

CUSTOMER CONTACT

Notes:
