

## PRINTABLE INFO SHEET

Series: Blazer Select

Model: TD1020-P



## About This Model

Style: Ranch / Bedrooms: 3 / Bathrooms: 2 / Square Feet: 1280

## CUSTOMER CONTACT

Notes:

---

---

---

---

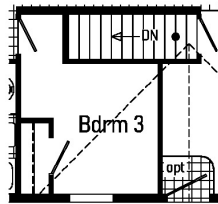
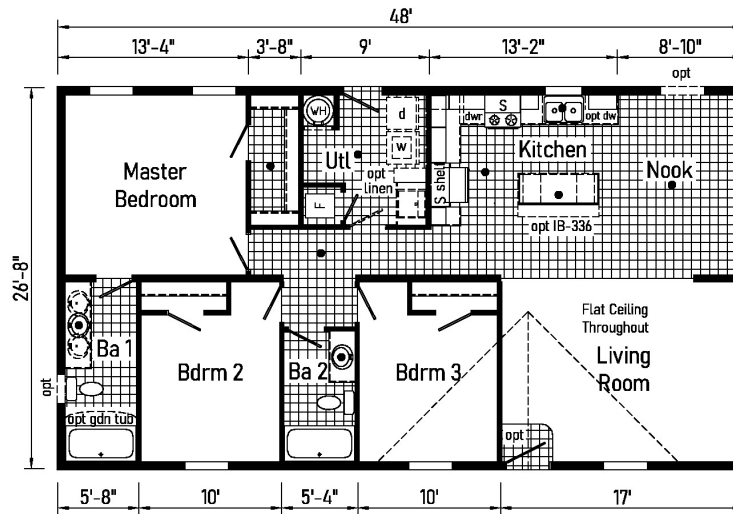
# PRINTABLE INFO SHEET

Series: Blazer Select

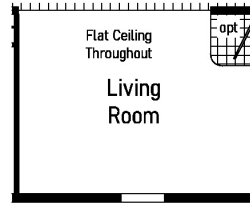
Model: TD1020-P



## Floorplan



Optional Stairwell



Alternate End Entry

## CUSTOMER CONTACT

Notes:

---

---

---

---

# PRINTABLE INFO SHEET

**Series: Blazer Select**

**Model: TD1020-P**



## Standards & Features

### Interior

- Flat Ceiling Throughout
- Stipple Ceiling
- 8' Sidewall Height
- Shaw Take Away Carpet
- Rebond Carpet Pad
- Tackstrip Carpet Installation
- Shaw Vinyl Flooring
- Vinyl Wall Coverings on Gypsum
- Pre-Hung White 2-Panel Interior Doors with 2 Mortised Hinges
- 30" Interior Passage Doors
- Metal Interior Passage Sets
- Floor Mount Door Stops
- Smoke Detectors with Battery Back-Up
- Wire Shelving in Closets
- Designer-Coordinated Window Treatments
- LED Lights Throughout (except Bedrooms)

### Kitchen

- KCMA Certified Cabinets
- Mission Cabinet Doors
- Concealed Cabinet Hinges
- Brushed Nickel Cabinet Hardware
- 30" Staggered Overhead Cabinets
- Lined Base & Overhead Cabinets
- Soft Close Undermount Drawer Guides
- Base Shelves in Cabinets
- Laminate Countertops
- 4" Laminate Backsplash

### Kitchen (continued)

- Stainless Steel Sink - 33x22x8
- Hi-Rise Empire Brushed Nickel Kitchen Faucet

### Appliances

- 18 Cubic Foot, Black No-Frost Refrigerator
- 30" Black Deluxe Electric Range
- Power Range Hood with Light

### Baths

- 60" Tub/Shower - 2 Piece
- 1.6 Gallon Per Flush Elongated Toilets
- Laminate Countertops
- 4" Laminate Backsplash
- Lighted Vent Fan in Each Bath
- Mission Cabinet Doors
- Concealed Cabinet Hinges
- Brushed Nickel Cabinet Hardware
- Base Shelf in Vanities
- 36" High Vanities
- Empire Brushed Nickel Faucets

### Bedrooms

- Switched Receptacles
- Egress Window Each Bedroom
- Wire Shelving in Wardrobes
- Recessed 6" LED Light in All Walk-In Closets & Pantry

### Utilities

- Plumbed & Wired for Washer with Quarter Turn Valve
- Vented and Wired for Dryer
- 200 AMP Electrical Service

## CUSTOMER CONTACT

Notes:

---

---

---

---

# PRINTABLE INFO SHEET

Series: Blazer Select

Model: TD1020-P



## Standards & Features (continued)

### Utilities (continued)

- Copper Wiring Throughout
- 30 Gallon Electric Water Heater with Pan
- Electric Furnace w/ Grilled Door
- Air Exchange System for Furnace
- Aluminum Heat Ducts
- In-Floor Cross-Over Heating System
- Air Conditioner Ready Thermostat w/ 5-Wires
- Main Water Line Shut-Off Valve

### Exterior

- Gatsby at Front Door
- Seeded Glass Light at Rear Door
- GFI-Protected Exterior Receptacle
- Vinyl Dutch Lap Siding
- Sheathing Board Under Siding
- Shingle Roof with 4" Eaves on Single Section Homes
- 10" Eaves on Ranch Homes
- Ridgevent Roof Ventilation System
- 6-Panel Fiberglass Front Door 38x80
- 6-Panel Rear Door 34x80
- 12" Raised Panel Shutters on Front Door Side

### Construction

- Transverse Floor System
- 2x6 - 14' & 28' Wide
- 2x8 - 16' & 32' Wide
- 2x6 Exterior Walls on 16" Centers\*\*
- 20# Roof Load

### Construction (continued)

- 3/4" OSB T and G Floor Decking
- Recessed Frame

### Energy Efficient Standards

- Vinyl Insulated Low-E Windows
- R-22 Fiberglass in Floor
- R-19 Fiberglass in Walls
- R-25 Avg. Blown in Ceiling-Single
- R-28 Avg. Blown in Ceiling-Multi

**\*\*NOTE: Spacing for Framing Members may vary due to Design**

- Modular Features
- Primed / Finished Drywall Throughout
- OSB Sheathing
- Wind Wrap
- 40# Roof Load
- 5/12 Roof Pitch w/Ice Shield
- Architectural Shingles
- 90 MPH Wind Zone Exp. C
- 2x10 Floor Joist
- 2x4 Interior Walls
- Additional Exterior Receptacle
- (1) Exterior Faucet
- Non Gridded Argon Windows Low-E
- R-31 Ceiling Insulation
- Water Shut Off Where Accessible
- 200 AMP Panel Box
- Hardwood Cabinets w/Hardwood Stiles
- No Blinds or Curtains
- White Profile Moulding Package
- Structured Flow Brushed Nickel Metal Faucets
- Square China Lav Sinks

## CUSTOMER CONTACT

Notes: \_\_\_\_\_

\_\_\_\_\_

\_\_\_\_\_

\_\_\_\_\_

## PRINTABLE INFO SHEET

**Series: Blazer Select**

**Model: TD1020-P**



## Standards & Features (continued)

**\*\*NOTE: Spacing for Framing Members may vary due to Design Requirements (continued)**

Perimeter Heat

Fiberglass One Piece Tub/Shower Combo

## CUSTOMER CONTACT

Notes:

---

---

---

---